



Performance Report Quarter 1 - 2024/25

Do - Enable - Influence



Table of Contents

Outcome 1: Improving the happiness and wellbeing of residents	3
Written summary	3
Performance Summary	4
Status of Corporate Plan actions/projects and performance indicators linked to this outcome	5
Outcome 2: Keeping people out of crisis	6
Written summary	6
Performance Summary	7
Status of Corporate Plan actions/projects and performance indicators linked to this outcome	8
Outcome 3: Helping people in crisis	9
Written summary	9
Performance Summary	10
Status of Corporate Plan actions/projects and performance indicators linked to this outcome	11
Outcome 4: Improving housing	12
Written summary	12
Performance Summary	13
Status of Corporate Plan actions/projects and performance indicators linked to this outcome	14
Outcome 5: Forward-thinking economic growth	15
Written summary	15
Performance Summary	16
Status of Corporate Plan actions/projects and performance indicators linked to this outcome	17
Outcome 6: Lowering our carbon emissions	18
Written summary	18
Performance Summary	19
Status of Corporate Plan actions/projects and performance indicators linked to this outcome	20
Outcome 7: Delivering good quality, high value-for-money services	21
Written summary	21
Performance Summary	22
Status of Corporate Plan actions/projects and performance indicators linked to this outcome	23

Outcome 1: Improving the happiness and wellbeing of residents

We want the highest possible quality of life for the people of Huntingdonshire. It will be a place which attracts employers and visitors and somewhere residents are proud to call home. We will be evidence based, responsive and support the foundations of a good life. This includes personal independence, prosperity, social connection, community and good health.



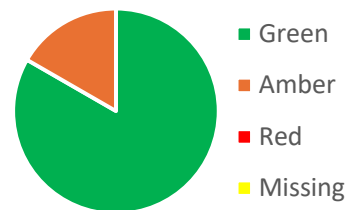
Most actions for this outcome are on track at the end of this quarter. The action to maximise physical activity in the district and our work to promote this with local partners has benefitted from the recent successful delivery of the Community Health Prevention Project. Our new action to deliver a Community Health and Wealth Building Strategy is progressing well, following co-development with key partners. The main principles of the strategy are being reviewed and member input requested in July by from the Overview and Scrutiny (Environment, Communities and Partnerships) Panel. The action to refresh our Social Value Policy and explore larger opportunities to maximise local benefit through a Community Wealth Building approach to procurement and the roles of anchor institutions has improved from Red to Amber status due to a plan being developed to deliver this work and the transfer of this action to the Corporate Director (People).

There have been eight Huntingdonshire Futures grants awarded in Q1, contributing to a Green status for our corporate project to formally engage with relevant stakeholders, residents and business to explore how our place strategy priorities are transformed into delivery. Other work contributing to this project in Q1 includes priority areas being agreed and next steps outlined for data analysis and a launch event for stakeholders to form initial priorities. Continuing from 2023/24, the corporate project to deliver the skills and employment workstream of the UK Shared Prosperity Fund programme remains at an Amber status in Q1. However, delivery is underway, with referrals received, sessions being delivered and further targeted activity scheduled over the summer with school leavers.

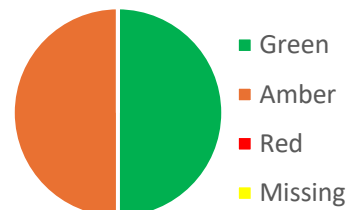
The number of residents attending our One Leisure Active Lifestyles sessions are up by over two thirds (68.6%) compared to Quarter 1 in 2023/24. Although attendances at our Sports Development activities and programmes are lower this quarter compared to the same period last year (-5%) the service is performing above target and is forecasting this to also be the case at year-end. The only performance measure that is not on track at Q1 for this outcome relates to One Leisure facilities admissions, which is reported with an Amber status. This is due to lower admissions than the Q1 target (14.6k admissions lower than 381,546 target for end of June) although the service do expect to over-perform and reduce this gap later in the year during the months of peak attendance. Currently the service are forecasting an Amber status for March 2025 but state it is possible the target will be achieved by the year end.

Performance Summary:

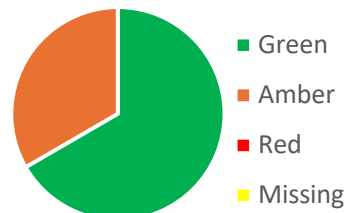
Status of Corporate Plan actions	Number	%
Green (on track)	5	83%
Amber (within acceptable variance)	1	17%
Red (behind schedule)	0	0%
Missing	0	0%



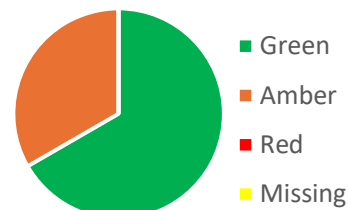
Status of Corporate Plan projects/programmes	Number	%
Green (progress on track)	1	50%
Amber (behind schedule, project may be recoverable)	1	50%
Red (significantly behind schedule, serious risk/issues)	0	0%
Missing	0	0%



Operational PI latest status	Number	%
Green (achieved)	2	67%
Amber (within acceptable variance)	1	33%
Red (below acceptable variance)	0	0%
Missing	0	0%



Operational PI year-end forecast status	Number	%
Green (achieved)	2	67%
Amber (within acceptable variance)	1	33%
Red (below acceptable variance)	0	0%
Missing	0	0%



Corporate Plan Action	Direction of Travel	Latest Status
1. Deliver a Community Health and Wealth Strategy, to link broader social determinants of health with a Community Wealth Building approach.	N/a	G
2. Undertake a 'deliberative democracy' approach to the development of our Community Health and Wealth Strategy.	N/a	G
4. Refresh our Social Value Policy and explore larger opportunities to maximise local benefit through a Community Wealth Building approach to procurement and the roles of anchor institutions.	↑	A
5. Focus on maximising physical activity in the district, and work to promote this across local partners.	N/a	G
6. Maximise, and report on, the benefits of a targeted approach to support residents to improve their quality of life through the promotion and delivery of relevant services (e.g. run campaigns based on a customer segmentation approach, track progress and regularly report on take-up and impact).	N/a	G
7. Continue to work with statutory partners to secure improvements to transport options for Huntingdonshire, including active travel.	↔	G

Corporate Plan Project/Programme	Direction of Travel	Latest Status
3. Deliver the skills and employment workstream of the UK shared prosperity programme (PROJECT).	↔	A
8. Formally engage with relevant stakeholders, residents and businesses to explore how place strategy priorities are transformed into practical delivery (PROJECT).	↑	G

Operational Performance Indicator	Latest Status	Forecast Status
1. Number of attendances at One Leisure Active Lifestyles programmes (cumulative year to date)	G	G
2. Number of attendances at Sports Development activities and programmes (cumulative year to date)	G	G
3. Number of One Leisure Facilities admissions – swimming, Impressions, fitness classes, sports hall and pitches (excluding Burgess Hall and school admissions) (cumulative year to date)	A	A

Outcome 2: Keeping people out of crisis



We will identify the root causes that lead people into crises and find ways to prevent them. We will do this through our own actions. We will also work in partnership with residents, businesses, community groups, charities and our public sector partners.

Good progress on delivering actions and projects linked to this outcome has continued in Quarter 1, with all reported as having a Green status. The corporate project to report regularly on the delivery of an integrated financial vulnerability model between HDC and our partners is progressing well, despite a slight delay to the relocation of Citizens Advice, with the move into Pathfinder House expected to be completed during July. Joint working sessions are also taking place with the NHS social prescribing team who are also now co-located within Pathfinder House.

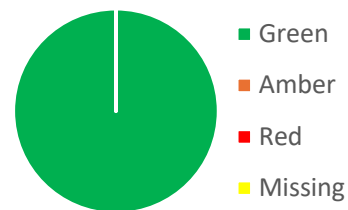
As part of regular quarterly reporting for our two new actions in this outcome, data will be presented to members of the Overview and Scrutiny (Environment, Communities and Partnerships) Panel in July. This will provide an update on how the Council Tax project and other work is helping us to identify and act on opportunities to adopt early intervention and how we are maximising the benefits of a targeted approach to support residents at risk of experiencing crisis through the promotion and delivery of relevant services, such as our joint data project with the Police.

The number of Disabled Facilities Grant (DFG) adaptations remains at an Amber status in Quarter 1 (also Amber in Q4 2023/24) and the average time taken to complete DFGs has been rated Red at the end of Q1, from Amber at the end of Q4 2023/24. The service expect to achieve their target by the year end for the number of DFG adaptations while an Amber status is currently forecast at year end for the average time taken to complete DFGs. A new action to “Work with partners to review the provision of Disabled Facilities Grants and ensure we maximise our ability to prevent crisis and support those who need help” is included in our Corporate Plan this year and the Overview and Scrutiny (Environment, Communities and Partnerships) Panel has agreed to form a Task and Finish Group to support this.

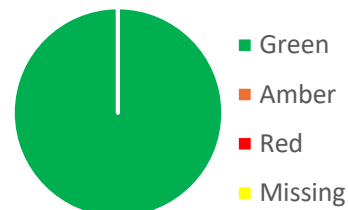
The remaining performance measures related to this outcome all have a Green status for Q1. Highlights include our Benefits team’s performance who reduced the average time to process new claims and changes of circumstance and our Housing Needs and Resource team who achieved 131 homelessness preventions from April to June (a 19% increase on the same period last year).

Performance Summary:

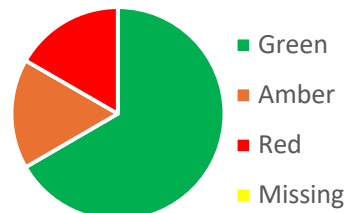
Status of Corporate Plan actions	Number	%
Green (on track)	2	100%
Amber (within acceptable variance)	0	0%
Red (behind schedule)	0	0%
Missing	0	0%



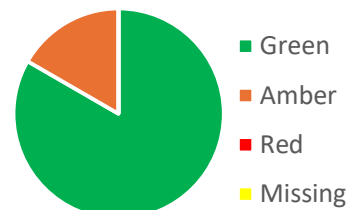
Status of Corporate Plan projects/programmes	Number	%
Green (progress on track)	1	100%
Amber (behind schedule, project may be recoverable)	0	0%
Red (significantly behind schedule, serious risk/issues)	0	0%
Missing	0	0%



Operational PI latest status	Number	%
Green (achieved)	4	67%
Amber (within acceptable variance)	1	17%
Red (below acceptable variance)	1	17%
Missing	0	0%



Operational PI year-end forecast status	Number	%
Green (achieved)	5	83%
Amber (within acceptable variance)	1	17%
Red (below acceptable variance)	0	0%
Missing	0	0%



Corporate Plan Action	Direction of Travel	Latest Status
10. Act on opportunities for early intervention and regularly report on learning and impact.	N/a	G
11. Maximise, and report on, the benefits of a targeted approach to support residents at risk of experiencing crisis through the promotion and delivery of relevant services (e.g. improve data sharing with the police to inform a targeted on-the-ground door-knocking campaign to help prevent crime).	N/a	G

Corporate Plan Project/Programme	Direction of Travel	Latest Status
9. Report regularly on progress on the delivery of an integrated financial vulnerability model between HDC and partners (PROJECT).	↔	G

Operational Performance Indicator	Latest Status	Forecast Status
4. The number of residents enabled to live safely at home and prevented from requiring care or a prolonged stay at hospital due to a Disabled Facilities Grant (DFG) (cumulative year to date)	A	G
5. Average time (in weeks) between date of referral and practical completion of jobs funded through Disabled Facilities Grants (cumulative year to date)	R	A
6. Average number of days to process new claims for Housing Benefit and Council Tax Support (cumulative year to date)	G	G
7. Average number of days to process changes of circumstances for Housing Benefit and Council Tax Support (cumulative year to date)	G	G
8. Number of homelessness preventions achieved (cumulative year to date)	G	G
9. Number of households housed through the housing register and Home-Link scheme (cumulative year to date)	G	G

Outcome 3: Helping people in crisis

Where a crisis has already happened, we will work holistically to understand the issues, the cause of these issues and what opportunities exist to address them. We will seek to prevent multiple personal crises becoming entrenched and unmanageable by addressing root causes



The Corporate Plan for 2024/25 commits us to reporting on the benefits of targeted approaches to support residents to improve their quality of life, support residents at risk of crisis and support residents who are already experiencing crisis. Groups who are in need of help as the result of crisis include those who are homeless, those impacted by the cost-of-living crisis and refugees and other guests in need of support while living in local communities.

Most actions aligned to this outcome are on track as at the end of June 2024. For example, our Community team continue to support refugees and other guests by fostering good community relations and providing advice and assistance to both hosts and guests under the Homes for Ukraine scheme. More recently, support has been extended to include further housing support for refugees through the Local Authority Housing Fund.

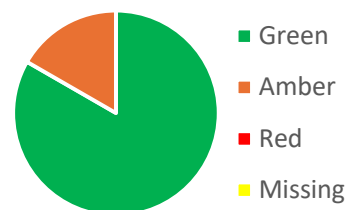
The action to promote WeAreHuntingdonshire as a tool for partners to provide directed and tailored support, based on our 'wider determinants of health' approach has also been given a Green status at Q1. Promotion of the tool has begun this quarter, using a range of methods including leaflets delivered to specific areas within the district, households that have moved into or within the district and also directly within our communities.

One action reported with an Amber status relates to our work with partners to review the provision of Disabled Facilities Grants. As noted in Outcome 2, the Overview and Scrutiny (Environment, Communities and Partnerships) Panel Task and Finish Group will help to support our work in this area and is currently being scoped and finalised. It is hoped that Member input will help us to review and improve this process.

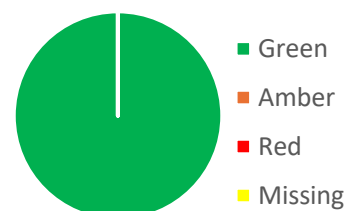
In line with the performance reported for Outcome 2, the number of homelessness preventions achieved and the number of households housed through the housing register and Home-Link scheme, the Housing Needs and Resources team successfully kept the numbers of households in Temporary Accommodation (TA) consistently below our target at the end of every month this quarter.

Performance Summary:

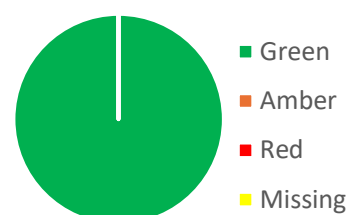
Status of Corporate Plan actions	Number	%
Green (on track)	5	83%
Amber (within acceptable variance)	1	17%
Red (behind schedule)	0	0%
Missing	0	0%



Operational PI latest status	Number	%
Green (achieved)	1	100%
Amber (within acceptable variance)	0	0%
Red (below acceptable variance)	0	0%
Missing	0	0%



Operational PI year-end forecast status	Number	%
Green (achieved)	1	100%
Amber (within acceptable variance)	0	0%
Red (below acceptable variance)	0	0%
Missing	0	0%



Corporate Plan Action	Direction of Travel	Latest Status
12. Continue to support refugees and other guests, seeking to support good community relations and smooth transition into long-term residency or return home.	↔	G
13. Work with partners to review the provision of Disabled Facilities Grants and ensure we maximise our ability to prevent crisis and support those who need help.	N/a	A
14. Focus on maximising the economic success of residents via a Community Wealth building approach.	N/a	G
15. Maximise, and report on, the benefits of a targeted approach to support residents experiencing crisis through the promotion and delivery of relevant services (e.g. identifying individuals who could benefit from support offered by the Resident Advice and Information team and reporting on outcomes).	N/a	G
16. Continue to promote WeAreHuntingdonshire as a tool for partners to provide directed and tailored support based on our wider determinants approach.	↔	G
17. Lobby, and support campaigns, for improvements to the living conditions of local residents.	N/a	G

Operational Performance Indicator	Latest Status	Forecast Status
10. Number of households in Temporary Accommodation (snapshot at end of each period)	G	G

Outcome 4: Improving housing



We want everyone to live in a safe, high quality home regardless of health, stage of life, family structure, income and tenure type. Homes should be energy efficient and allow people to live healthy and prosperous lives. New homes should be zero carbon ready and encourage sustainable travel.

The action relating to our work with Health and Social Care Providers to explore future models of housing, support and care to live independently for longer was previously an Amber status (in Q4 2023/24), however work has progressed since April 2024 and the status has improved to Green. This is due to demand profiles for specialist housing groups being received and further discussions taking place with partners to help inform the delivery of new housing and our 2025 Housing Strategy.

A new action to complete an Affordable Housing Advice note to support the delivery of new affordable housing is on track, with a draft due to be shared with housing and planning teams in Q2.

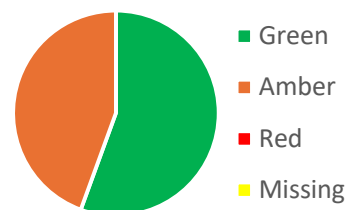
There are four actions reported as Amber, with most delayed due to external factors. Actions relating to the Supported Housing (Regulatory Oversight Act) cannot proceed until associated regulations are set out by Government and these will be delayed by the General Election. Work with Registered Providers on regeneration opportunities continues to be discussed with our partners but Places for People activity has been more focused on new developments recently. Our own work on a policy to support the use of civil penalties in private sector housing enforcement has started and includes a review of civil penalty schemes being applied across our neighbouring authority areas.

While the latest operational performance indicator results show the increase in homes with a Council Tax banding during Q1 was slightly below target (+223 compared to a target of +227), the number of new affordable homes delivered was slightly above target (62 compared to a target of 58). Forecasts are unlikely to be precise after just one quarter so the predicted year-end statuses (Green for net increase in total homes and Amber for new affordable homes) are likely to be subject to change as further data becomes available.

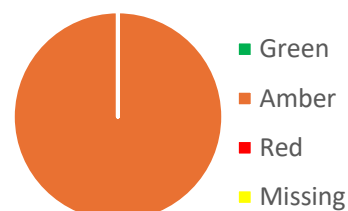
Delivery of new homes, and other types of development within the district, can be aided by faster decision making on planning applications received. Results for all three planning application performance indicators show above target performance at the end of Q1. Two of the indicators show improvement compared to the position at the end of Q1 in 2023/24, while the percentage of major applications decided on target now sits at 100% based on decisions reached in April, May and June. The number of outstanding backlog cases which are older than 16 weeks and have no current extension of time in place has been reduced during the quarter. This has had an impact on performance for Minor applications in particular.

Performance Summary:

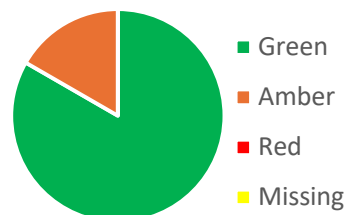
Status of Corporate Plan actions	Number	%
Green (on track)	5	56%
Amber (within acceptable variance)	4	44%
Red (behind schedule)	0	0%
Missing	0	0%



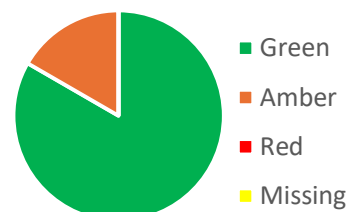
Status of Corporate Plan projects/programmes	Number	%
Green (progress on track)	0	0%
Amber (behind schedule, project may be recoverable)	1	100%
Red (significantly behind schedule, serious risk/issues)	0	0%
Missing	0	0%



Operational PI latest status	Number	%
Green (achieved)	5	83%
Amber (within acceptable variance)	1	17%
Red (below acceptable variance)	0	0%
Missing	0	0%



Operational PI year-end forecast status	Number	%
Green (achieved)	5	83%
Amber (within acceptable variance)	1	17%
Red (below acceptable variance)	0	0%
Missing	0	0%



Corporate Plan Action	Direction of Travel	Latest Status
18. Commence work on a new Housing Strategy for 2025-2030.	N/a	G
20. Complete an Affordable Housing Advice note that will support the delivery of new affordable housing by providing clear guidelines to developers.	N/a	G
21. Commence work on a policy to support the use of civil penalties with regard to private sector housing enforcement.	N/a	A
22. Carry out a review of supported exempt accommodation in the area, linked to the Supported Housing (Regulatory Oversight) Act, which will lead to the development of a Supported Housing Strategy.	N/a	A
23. Implement the government's new National Supported Housing Standards and introduce licensing regulations.	N/a	A
24. Maintain the level of new housing delivery, which meets the needs of Huntingdonshire residents, including the type of home and tenure (open market and social housing).	↔	G
25. Work in partnership to look at best practice and funding to improve housing conditions, including retrofit programmes in social and private housing.	↔	G
26. Continue to work with Registered Providers to improve conditions in existing accommodation through regeneration schemes.	↔	A
27. Work with Health and Social Care Providers to explore future models of housing, support and care, enabling people to live independently for longer.	↑	G

Corporate Plan Project/Programme	Direction of Travel	Latest Status
19. Continue to use surplus Council owned sites to deliver affordable housing, for example working with the Longhurst Group (PROJECT).	↔	A

Operational Performance Indicator	Latest Status	Forecast Status
11. Net change in number of homes with a Council Tax banding (cumulative year to date)	A	G
12. Number of new affordable homes delivered (cumulative year to date)	G	A
13. Percentage of planning applications processed on target – major (within 13 weeks or agreed extended period) (cumulative year to date)	G	G
14. Percentage of planning applications processed on target – minor or other (within 8 weeks or agreed extended period) (cumulative year to date)	G	G
15. Percentage of planning applications processed on target – household extensions (within 8 weeks or agreed extended period) (cumulative year to date)	G	G
16. Number of planning applications over 16 weeks old where there is no current extension of time in place (total at end of each month)	G	G

Outcome 5: Forward-thinking economic growth

We want our local economy to attract businesses that prioritise reducing their carbon footprint. A place where businesses choose to start up, grow and invest in high value jobs so they and our residents and high streets, can flourish and thrive. Local people should be able to develop their skills to take advantage of these opportunities, with businesses and education providers working more closely together to deliver an inclusive economy.



Recent work to help attract businesses to the area includes an Invest in Huntingdonshire exhibition at a regional conference, where our Economic Development services were promoted, and networking meetings updating on the current economic outlook and progress with the Made in Huntingdonshire campaign. Business support programmes being funded through the UK Shared Prosperity Fund (UKSPF) are all on track, with the first round of grant awards also made through the Rural England Prosperity Fund (RPF) despite a slight delay in starting this new grant scheme.

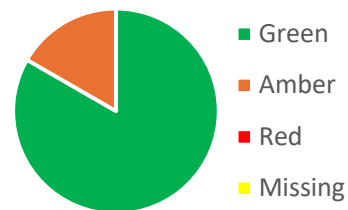
Partnership working has continued, with a business roundtable meeting held to gather feedback on recruitment and talent needs as part of a review of demand for future provision of Further Education (FE) provision. A presentation on the Cambridgeshire and Peterborough Combined Authority (CPCA)'s initial report on FE provision and skills needs is due in July. The Economic Development team continues to participate in workshops and meetings on the CPCA's State of the Nation work and our Planning team remain involved in activities linked to A428, A141 and East-West Rail developments.

Two of the three projects/programmes under this outcome are being reported as Amber, while the delivery of business support projects within the UK Shared Prosperity Fund and Rural England Prosperity Fund is on track overall and has now been reassessed as Green from Amber last quarter. The Market Towns Programme continues to be rated as Amber, with a detailed summer update on this project scheduled for discussion at the Overview and Scrutiny (Performance & Growth) Panel in July. The Local Plan status has moved from Green to Amber due to the impact of the General Election, which has delayed the planned consultation period for Further Issues and Options, and there is also now a vacancy in the team which has reduced capacity. However, progress has been made with draft documents which are being considered by the Local Plan Advisory Group.

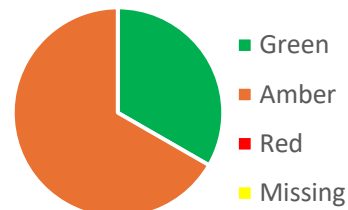
The refresh of the Huntingdonshire Economic Growth Strategy continues to be reported with an Amber status, with resourcing issues delaying progress further. However, scoping and planning are underway and the team is aiming to complete procurement over the summer.

Performance Summary:

Status of Corporate Plan actions	Number	%
Green (on track)	5	83%
Amber (within acceptable variance)	1	17%
Red (behind schedule)	0	0%
Missing	0	0%



Status of Corporate Plan projects/programmes	Number	%
Green (progress on track)	1	33%
Amber (behind schedule, project may be recoverable)	2	67%
Red (significantly behind schedule, serious risk/issues)	0	0%
Missing	0	0%



Corporate Plan Action	Direction of Travel	Latest Status
28. Promote Huntingdonshire as a destination for high value inward investment, prioritising businesses that are proactively reducing their carbon emissions, and produce an annual report on activity.	↔	G
30. Refresh the Huntingdonshire Economic Growth Strategy.	↔	A
33. Work with intermediaries, professional service networks, investors and developers to understand the health of the economy, develop responses and attract investment.	↔	G
34. Work with the CPCA and partners to complete a review of the future demand for Further Education (FE) provision in the St Neots area and development of the Local Skills Implementation Plan, prioritising connections between FE provision and local employers aligned to core growth sectors.	↑	G
35. Influence and contribute to the creation of a Devolution2 deal for Cambridgeshire & Peterborough; the State of the Region and Place Strategy Vision work and the commissioning of all future business support and grant funding provision.	↔	G
36. Influence delivery of infrastructure including East West Rail (EWR), A428, A141 Strategic Outline Business Case and future Transport Strategies.	↔	G

Corporate Plan Project/Programme	Direction of Travel	Latest Status
29. Deliver the business support projects within the UK Shared Prosperity Fund (UKSPF) and Rural England Prosperity Fund (REPF) programme, including Manufacturing Digitalisation, Green Business Initiative, Jumpstart business competition and a new Start-up programme (PROJECT).	↑	G
31. Continue the delivery of the Market Town Programme, including the ongoing delivery of Future High Street projects in St Neots, development of new Retail Hub in Ramsey, and various other funded projects within the four market towns. Commence feasibility work on new projects to enable them to be brought forward when funding is available (PROJECT).	↔	A
32. Continue the update to the Local Plan, including updating evidence bases in line with National Planning Policy, particularly where it relates to Economy, Environment and Housing (PROJECT).	↓	A

Outcome 6: Lowering carbon emissions



We will take positive action to reduce carbon emissions and become a net zero carbon Council by 2040. We will enable and encourage local people and businesses to reduce carbon emissions and increase biodiversity across Huntingdonshire.

10 out of 12 actions under this outcome were reported as being on track at the end of June, with the remaining two reported with an Amber status indicating that they are within an acceptable variance and slight delays may be recoverable. Further work is required to identify carbon emissions from the Council's data centres, although the ICT service is able to demonstrate that equipment disposal is already compliant with the Waste Electrical and Electronic Equipment (WEEE) disposal certificate standards. Work to support community projects/plans to reduce carbon emissions is also underway, with the Council supporting efforts to reduce food waste across the district.

A number of schemes to reduce the Council's own emissions are progressing well, including the completion of the Hydrotreated Vegetable Oil (HVO) Fuel Trial. The trial has now been completed and lessons learned will be presented to Overview & Scrutiny in the autumn and inform a business case for continued use of HVO, as part of the overall Fleet Decarbonisation Plan being developed. Technical support and consultancy are being procured for this Plan and the Energy Strategy. Proposals for investment in further solar power to generate electricity on Council buildings are being progressed for approval based on an expected payback period of 7½ years.

While previous progress with developing the Council's procurement rules to further embed social and environmental value was reported as Red at the end of 2023/24, the Procurement Manager is now reporting that this action had a Green status in Q1. This is due to plans to recruit a new post focused on data analysis to work with them on social and environmental value elements of procurement.

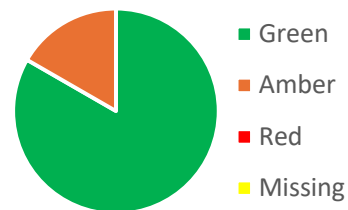
One of the projects previously assessed as Amber is now being reported as Green, with the Biodiversity for All project grant awards progressing. The commissioning of Active Travel Studies, part of the UK Shared Prosperity Fund programme, is Amber due to a delayed start but is now underway and this project may still be completed in this municipal year if contracts can be agreed soon.

Following the adoption of an Electric Vehicle (EV) Strategy in March 2024, a pilot to install public EV chargers in rural areas is being progressed. Research into land ownership is currently underway to help identify suitable sites for investment. Other work to help reduce the district's overall emissions includes the launch of a Local Business section on our Climate Hub website:

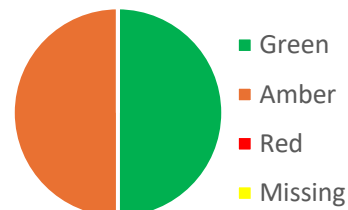
<https://letstalkhuntingdonshire.net/resources-for-local-businesses>

Performance Summary:

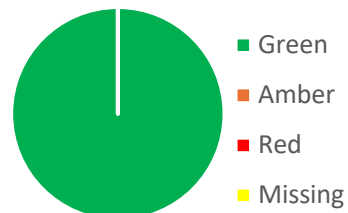
Status of Corporate Plan actions	Number	%
Green (on track)	10	83%
Amber (within acceptable variance)	2	17%
Red (behind schedule)	0	0%
Missing	0	0%



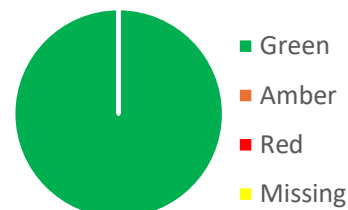
Status of Corporate Plan projects/programmes	Number	%
Green (progress on track)	1	50%
Amber (behind schedule, project may be recoverable)	1	50%
Red (significantly behind schedule, serious risk/issues)	0	0%
Missing	0	0%



Operational PI latest status	Number	%
Green (achieved)	1	100%
Amber (within acceptable variance)	0	0%
Red (below acceptable variance)	0	0%
Missing	0	0%



Operational PI year-end forecast status	Number	%
Green (achieved)	1	100%
Amber (within acceptable variance)	0	0%
Red (below acceptable variance)	0	0%
Missing	0	0%



Corporate Plan Action	Direction of Travel	Latest Status
37. Complete Hydrotreated Vegetable Oil (HVO) Fuel Trial and present a business case for decision.	N/a	G
38. Deliver a Fleet Decarbonisation Plan.	N/a	G
39. Deliver our Energy Strategy.	↔	G
40. Deliver the Climate Conversation in 2024, showcasing community action and listening to local people in their communities.	↔	G
41. Identify emissions from HDC IT data centres to include in reporting and establish disposal methods for IT equipment to reduce environmental impact.	N/a	A
42. Establish climate and carbon emissions learning and development plan for Council employees.	N/a	G
43. Accelerate Solar Power Adoption on Council Buildings.	N/a	G
44. Support community projects and plans that reduce carbon emissions.	N/a	A
47. Deliver the Phase 1 Rural Pilot HDC Electric Vehicle (EV) Charging Strategy Actions.	N/a	G
48. Develop the Council's procurement rules to further embed social and environmental value.	↑	G
49. Expand positive climate action support for local businesses, celebrating best practice and sharing knowledge.	N/a	G
50. Adopt the Huntingdonshire Plan for Nature and influence the Cambridgeshire & Peterborough Local Nature Recovery Strategy (LNRS) with our priorities.	↔	G

Corporate Plan Project/Programme	Direction of Travel	Latest Status
45. Deliver Biodiversity for All (2023-2025) to enable community action and support green skills development (PROJECT).	↑	G
46. Commission Active Travel Studies (UKSPF) to influence/inform future investment priorities (PROJECT).	↔	A

Operational Performance Indicator	Latest Status	Forecast Status
17. Efficiency of vehicle fleet driving – Energy Efficient Driving Index score for the Waste service (cumulative year to date)	G	G

Outcome 7: Delivering good quality, high value-for-money services

Around 80% of our resources are aligned to business as usual (BAU) service delivery and this priority focuses on delivering good quality, high value for money services with good control and compliance with statutory functions. We will continue to provide a wide range of existing statutory and important services and seek to improve their efficiency and effectiveness.



Good progress has been made on a range of actions and projects focused on improving service delivery, including hosting the Local Government Association (LGA) team for the Corporate Peer Challenge from 15th to 17th May. The LGA's findings will be included in a final report, with an Action Plan to be developed as our response to the assessment and challenge received.

We have approved an Artificial Intelligence (AI) policy, with controls in place to enable fair and safe use of AI products while piloting activities and the automation of tasks that are expected to help deliver improved productivity.

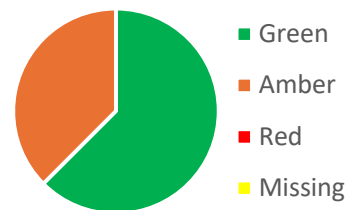
Five out of the six projects/programmes that relate to this outcome were listed as being on track by the end of Quarter 1. The Planning Improvement Programme remains at Amber following the project manager leaving the authority in December 2023. Work is ongoing on individual projects within this programme while balanced against maintaining performance.

Progress on some other activities has been delayed by staffing changes and by the General Election being called for 4th July, with the pre-election periods for both the May and July elections limiting our ability to consult and engage with residents. The Commercial Investment Strategy (CIS) refresh is now due to take place alongside 2025/26 budget setting but for now CIS reserves continue to achieve comparable returns with lower risk through investment with the Debt Management Office.

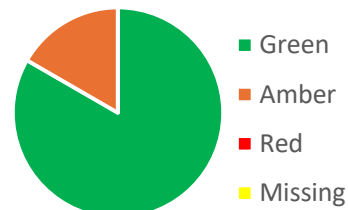
11 operational performance indicators had not meet targets at the end of June, with three having a Red status. While the number of missed bins is higher than expected, this is linked to changes in collection practices linked to the introduction of the Garden Waste Subscription Service. In June there were 999 missed collections from over 415,000 collections (a missed bin rate of 0.06%). The service is already reporting lower numbers being missed and is confident that the annual target will still be met. Long-term and short-term sickness absence are now reported separately, with long-term sickness above the intervention level but falling as cases are actively managed and staff provided with appropriate support. As noted in outcome 2, time taken to complete jobs funded through Disabled Facilities Grants is higher than our intervention level, making planned work with partners and Councillors to improve processes an even higher priority.

Performance Summary:

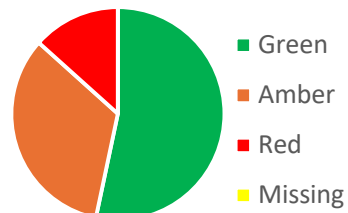
Status of Corporate Plan actions	Number	%
Green (on track)	5	63%
Amber (within acceptable variance)	3	38%
Red (behind schedule)	0	0%
Missing	0	0%



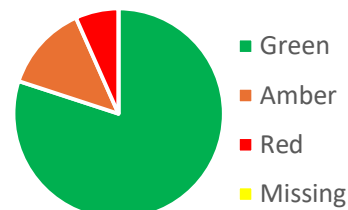
Status of Corporate Plan projects/programmes	Number	%
Green (progress on track)	5	83%
Amber (behind schedule, project may be recoverable)	1	17%
Red (significantly behind schedule, serious risk/issues)	0	0%
Missing	0	0%



Operational PI latest status	Number	%
Green (achieved)	8	53%
Amber (within acceptable variance)	5	33%
Red (below acceptable variance)	2	13%
Missing	0	0%



Operational PI year-end forecast status	Number	%
Green (achieved)	12	80%
Amber (within acceptable variance)	2	13%
Red (below acceptable variance)	1	7%
Missing	0	0%



Corporate Plan Action	Direction of Travel	Latest Status
51. Refresh our Commercial Investment Strategy to develop proposals for future strategic investments.	↔	A
58. Deliver an independent Corporate Peer Challenge of the Council that will assess, challenge and improve what we do.	N/a	G
59. Assess, and where prudent, use the emerging national benchmarking data from the Office of Local Government (Oflog) to improve our performance.	N/a	G
60. Bring forward and expand our use of unit costs to demonstrate productivity within priority service areas.	N/a	A
61. Pilot the use of Artificial Intelligence within the Council, seeking to create efficiencies and service improvement whilst ensuring we comply with all relevant legislation.	N/a	G
62. Listen to local residents and respond to their input on service delivery.	↓	A
63. Enable our outstanding volunteers in our parks, nature reserves and elsewhere to continue to improve the quality of those spaces.	↔	G
64. Our well-run council will act as a model for our peers.	↔	G

Corporate Plan Project/Programme	Direction of Travel	Latest Status
52. Complete the remaining elements of the Workforce Strategy to prepare the Council for the changing skills needed in our future workforce and ensure we can continue to attract, retain and nurture talent (PROJECT).	↔	G
53. Continue our Customer Services improvement programme to ensure that our customers are always at the heart of what we do (PROJECT).	↑	G
54. Continue the Development Management Improvement programme to improve the performance of the planning service (PROJECT).	↔	A
55. Progress delivery of Civil Parking Enforcement (CPE) across the District to enforce on-street parking activity (PROJECT).	↔	G
56. Deliver the enhancement of visitor facilities at Hinchingsbrooke Country Park (PROJECT).	↔	G
57. Upgrade path and cycleways at Riverside Park St Neots (PROJECT).	↔	G

Operational Performance Indicator	Latest Status	Forecast Status
18. Percentage of household waste reused/recycled/composted (cumulative year to date)	A	G
19. Collected household waste per person (kilograms) (cumulative year to date)	G	R
20. Residual waste collected per household (kilograms) (cumulative year to date)	A	G
21. Number of missed bins (cumulative year to date)	R	G

Operational Performance Indicator	Latest Status	Forecast Status
22. Percentage of sampled areas which are clean or predominantly clean of litter, detritus, graffiti, flyposting, or weed accumulations (cumulative year to date)	G	G
23. Number of fly tips recorded (cumulative year to date)	G	A
24. Number of enforcement actions taken on fly tips (fines/court summons) (cumulative year to date)	G	G
25. The number of programmed food safety inspections undertaken (cumulative year to date)	G	G
26. Percentage of calls to Call Centre answered (cumulative year to date)	G	G
27. Average wait time for customers calling the Call Centre (cumulative year to date)	G	G
28. Council Tax collection rate (cumulative year to date)	A	G
29. Business Rates collection rate (cumulative year to date)	A	G
30. Staff short-term sickness days lost per full time equivalent (FTE) (Rolling 12 month total)	G	G
31. Staff long-term sickness days lost per full time equivalent (FTE) (Rolling 12 month total)	R	A
32. Staff turnover (per individual month)	A	G